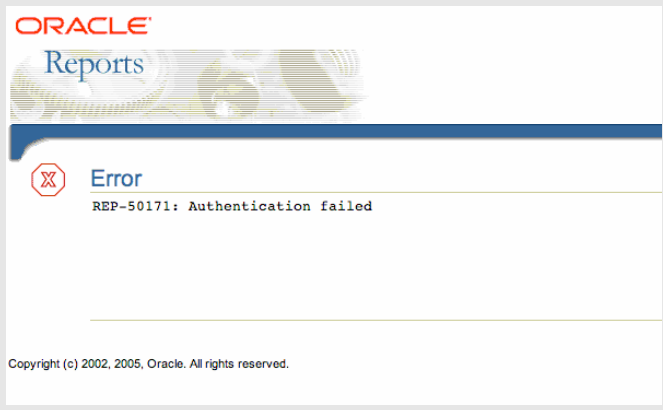
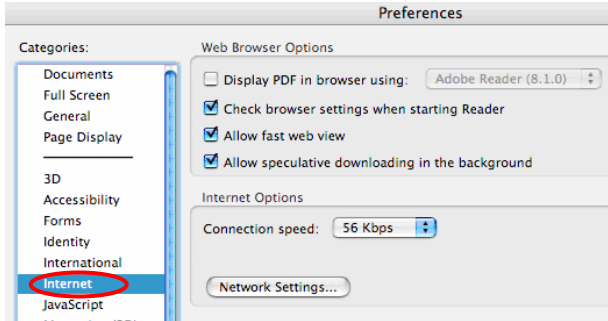
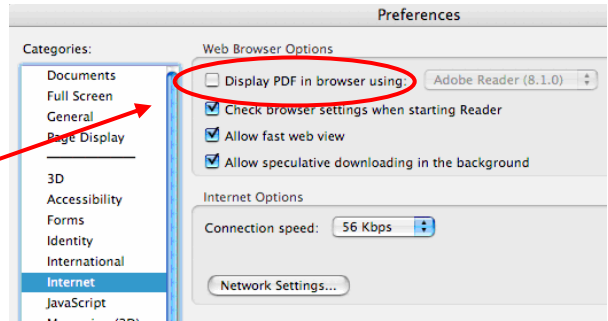


eSIS Metro Partnership

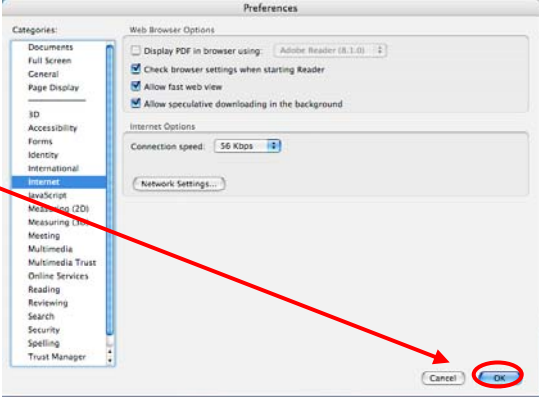
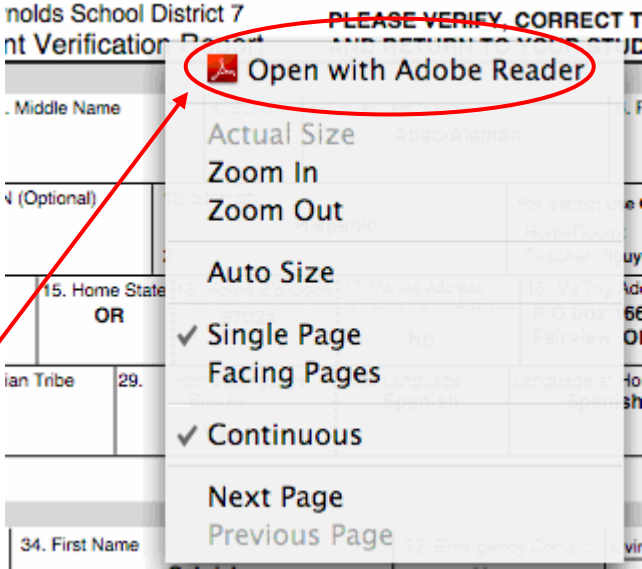
eSIS Quick Reference Guide

Setting Adobe Reader 8.0 Preferences for Newer MACs

When MACs run the newly approved AAL configuration, reports open in the browser (Preview), rather than in Adobe 8. When this happens, important Adobe features such as resize and search are lost. Set Adobe Preferences to open or save documents in .pdf downloads.

<p>Step 1</p>	<p>When you attempt to open the report in eSIS, you may see the following message: REP-50171: Authentication failed</p>	
<p>Step 2</p>	<p>To modify your Adobe settings, select Adobe Reader 8.0 Click on Preferences> Internet</p>	
<p>Step 3</p>	<p>Under Web Browser Options, 'Display PDF in browser..' This box must be unchecked.</p>	

eSIS Quick Reference Guide: Setting Adobe Reader 8.0 Preferences for Newer Mac's

<p>Step 4</p>	<p>Click OK</p> <p>You will now print in your Preview or other viewer.</p>	
<p>To Open the file in Adobe</p>	<p>Restart the application and browser.</p> <p>In Adobe, right click to see the following pop-up on the report</p> <p>Click “Open with Adobe Reader”</p>	
<p>To Save</p>	<p>Click File/Save As</p>	<p>Name the file, using the .pdf file extension. Indicate where to save the document.</p>
<p>To Print</p>	<p>Click File>Print</p>	