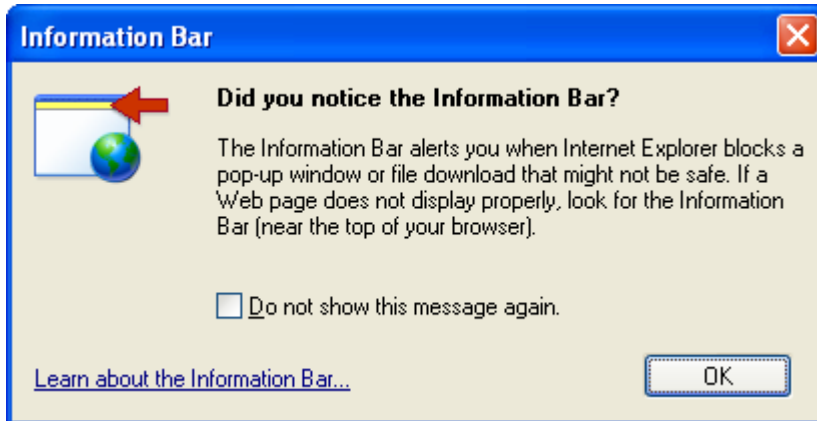


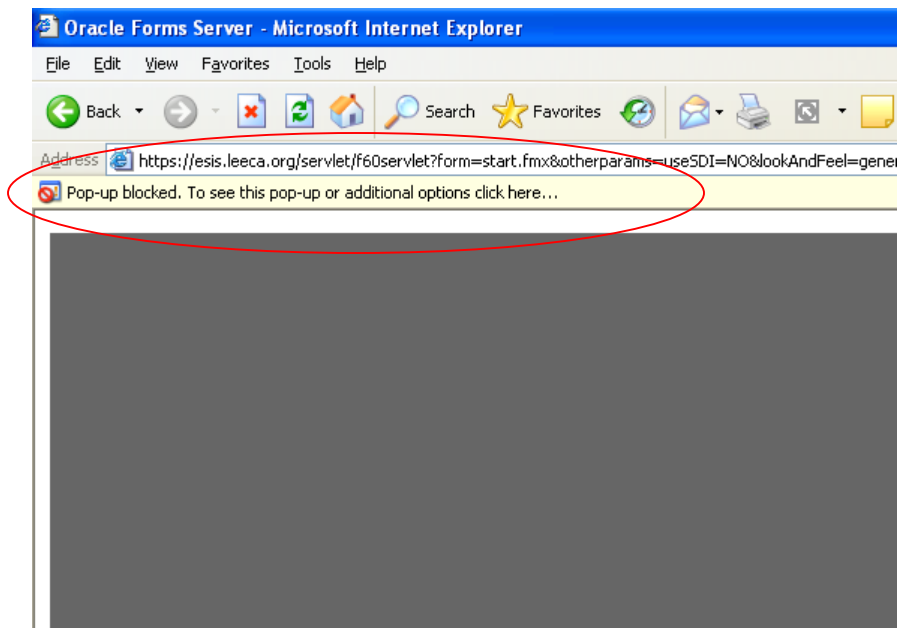
Windows XP – Service Pack 2

After upgrading to Windows XP – Service Pack 2 the user will notice the first report that is run will require some intervention on their part. Once the user clicks on the printer icon from the parameter screen the following screen will appear.

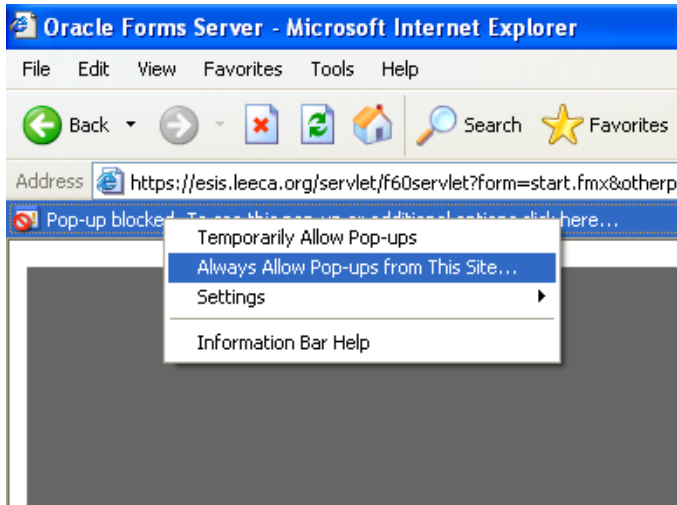


User should click OK.

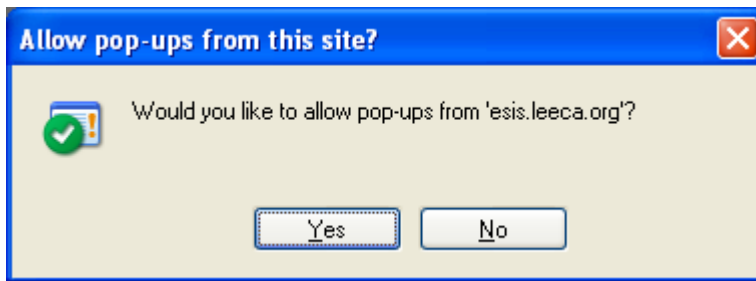
Then on the Oracle Forms Server window you will notice information within the IE Information Bar indicating the report is being blocked due to the new 'Pop-Up Blocker' security feature.



Please click on the "Pop-Up Blocked. To see this pop-up or additional options click here..." text.

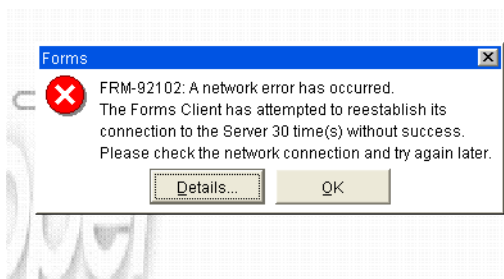


Select “Always Allow Pop-ups from This Site...”



Click Yes.

After selecting Yes you will receive a blank ‘Oracle Forms Server’ screen and after approximately 15-30 seconds you will receive the following error message.



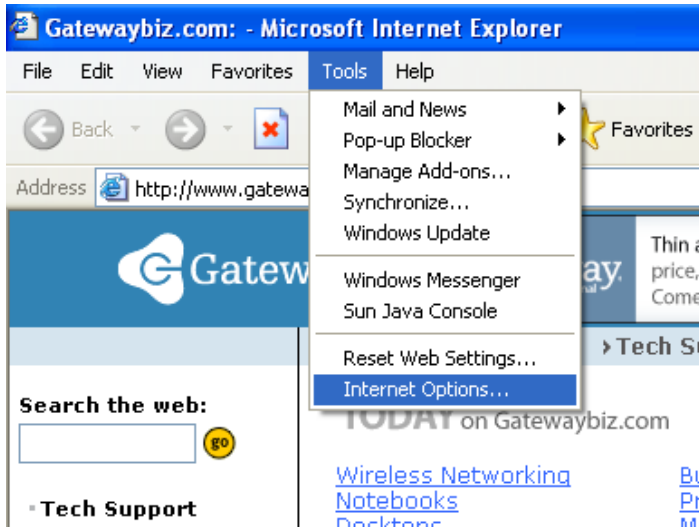
Once the user sees this message they will need to click OK and close all eSIS windows before attempting to log back.

Please note that the users will only need to complete these steps during the first running of a report.

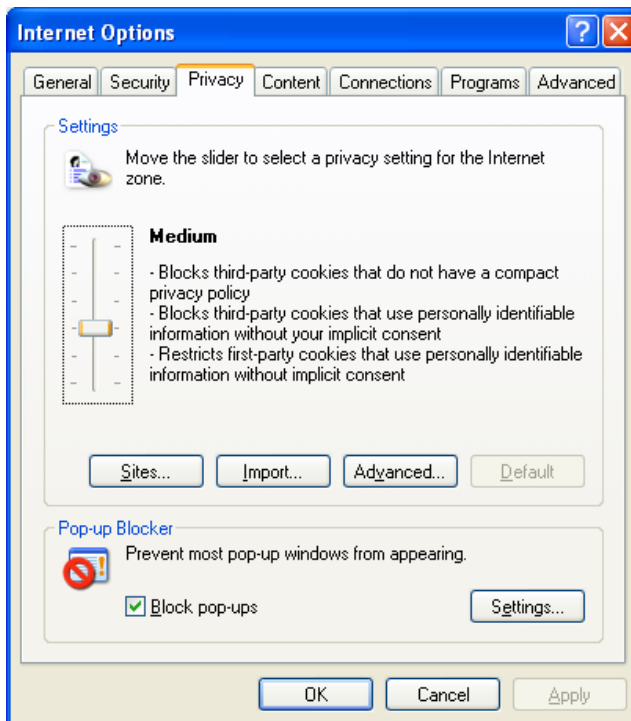
The above steps could also be avoided if the user adds eSIS as a site that they allow pop-ups from. To complete these steps the user will do the following:

Open Internet Explorer

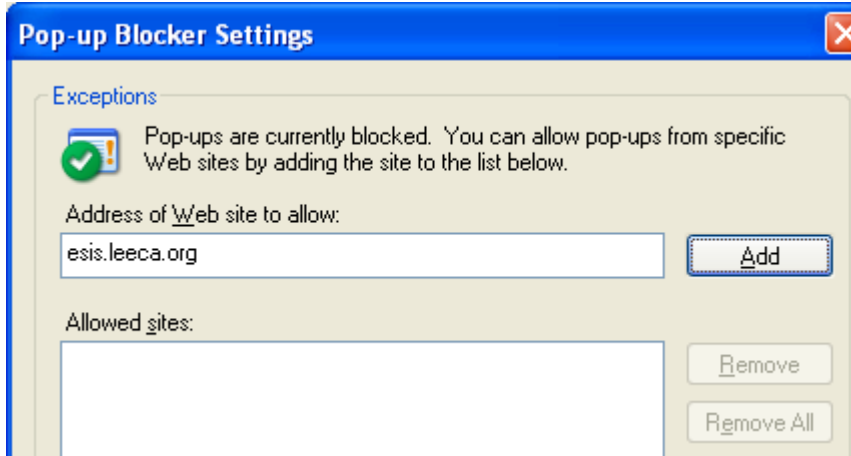
Select *Tools > Internet Options...*



Select the *Privacy tab* and then click on the *Settings* button within the 'Pop-up Blocker' box.



Click the *Settings...* button.



Type *esis.leeca.org* in the allowable web sites field and click the Add button.

Click *Close* and then *OK* to exit from the Tools > Internet Options windows.

The user will now be able to log into eSIS and run reports without error due to the new pop-up blocker feature within Internet Explorer.